

# Hi parents! You can use a walk outside to teach your kids about God!

Use this fun activity as a way to remind your child that God makes beautiful things!

**CHALLENGE:** Invite your child to go on a walk with you. All you need to bring is this paper and something to write with. Tell your child that the challenge is to mark the boxes as each item is found. When you get five in a row, you win!

**BONUS CHALLENGE:** Discuss with your child, how all of the things you saw were created by God. Work together on remembering this Bible verse: ... *God ... made the world and everything in it ...* Acts 17:24 (ESV)

When the verse is said perfectly, reward yourselves with a fun treat!

*Quick Tip: Use simple hand gestures to help them remember different parts of the verse, like pointing up to the sky for "God" and making a round shape with your hands for "world."*

You just disciplined your child! High five!



















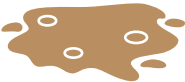




—Awana—  
**PRESCHOOL**  
—MINISTRIES—

For more resources and tips to disciple your preschooler, visit [preschool.awana.org](http://preschool.awana.org).

© 2017 Awana® Clubs International



Help Puggles and Cubbie locate five objects in a row to make a bingo!

 TWIG	 RABBIT	 WATER	 PINE CONE	 ANT
 ROCK	 HILL	 YELLOW FLOWER	 LARGE LEAF	 BIRD
 SMALL LEAVES	 WORM	<b>FREE SPACE</b>	 SPIDER	 GRASS
 SUN	 YELLOW FLOWER	 SQUIRREL	 BUTTERFLY	 CLOUD
 DIRT	 TREE	 FLY	 BUSH	 PINK FLOWER