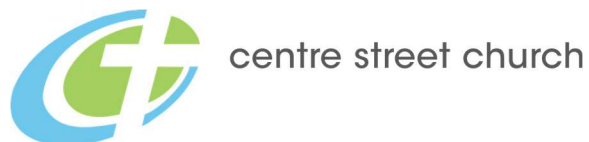




Weddings at
Centre Street Church



3900 2nd Street NE, Calgary AB T2E 9C1 - Central Campus
33 Damkar Court, Rockyview Country, AB T3L 0H4 - Bearspaw Campus
235 8A Street NE, Calgary, AB T2E 4H9 - Bridgeland Campus

Table of Contents

Weddings at Centre Street Church	1
Pre-Marriage Ministry and Wedding Guideline.....	2
Love Can Wait Covenant.....	5
Pre-Marriage Ministry Procedure Checklist.....	7
Wedding Coordinator Responsibilities	8
CSC Campus Information and Wedding Times	9
Centre Street Church Wedding Pricing Guide	10
Rehearsal Details.....	12
Centre Street Church Licensed Pastors.....	13
Request Letter for Guest Pastor to Participate	15
Ceremony Details.....	19
Facility Terms and Conditions.....	21
Pre-Marriage Couple’s Questionnaire	24
Consent Form – Prepare / Enrich.....	29
Consent Form – Counselling	30
Wedding Ceremony Planning Sheets.....	31



centre street church

Intentionally Left Blank

Weddings at Centre Street Church

Congratulations!

Centre Street Church would like to congratulate you on your recent engagement and thank you for considering us for your wedding ceremony. Centre Street Church desires that every couple be fully aware of the sacredness of God's design for marriage. No matter what type of wedding you are planning, large or small, simple or elaborate, the main purpose of this event is the uniting of two lives to become one before God. Since your vows are made before God, you should treat this as a form of a worship service, as you celebrate His love for you and your love for one another.

This handbook will assist you in the planning of your wedding ceremony.

Our Mission:

Our mission is to equip and empower couples with tools to establish and build a Christ-centered, life-giving marriage based on God's design for marriage, thereby leaving a godly legacy to future generations.

Definition of Marriage:

God instituted marriage as a sacred and honorable institution (Hebrews 13:4) for the blessing of companionship (Gen 2:18) and as a continuation of the divine work of creation in the history of the human race (Gen 1:27). God intended marriage to be a monogamous, life-long union (Gen 2:24, Ex 20:14) between a male and a female who are each living in the physical gender in which they were born. (Gen 1:27; Gen 2:18, 20-25; Ps 139:13-16; Mark 10:7-9). Marriage is constituted first in mutual covenant and is a solemn, binding agreement entered into before God and others (Mal 2:14). God views the breaking of this covenant very seriously (II Sam 12; Mal 2:16).

"May the God of hope fill you with all joy and peace as you trust in Him, so that you may overflow with hope by the power of the Holy Spirit."

Romans 15:13 NIV

Pre-Marriage Ministry and Wedding Guideline

Pre-Marriage Process at CSC

Centre Street Church desire that every couple married at any CSC campus or married by one of our pastors at another location be fully aware of the sacredness of God's design for marriage. A healthy, growing Christian marriage can be a reality. The marriage preparation process helps you to understand what marriage is and what it is not. You will be challenged and encouraged to look at your expectations of your chosen spouse and to evaluate whether God would have you marry your partner at this time. You will also be challenged to take an honest look at some of the possible roadblocks that could cause you heartache in the future if you neglect to deal with present situations.

Building intimacy, trust, and communication are all foundational aspects of building a life-giving marriage that will last. That is why Centre Street Church requires a minimum six months to complete the pre-marriage process. By doing so, you will have sufficient time to work with the Wedding Coordinator in planning for your wedding day (ensuring availability of requested date, officiating pastor, etc.), as well as allowing sufficient time for you to attend the Pre-marriage Workshops and meet with your mentoring couple to work through the pre-marriage inventory (Prepare Enrich).

To accomplish this and meet the requirements of the Centre Street Church marriage guidelines, please read the CSC Wedding Guideline carefully.

Basic Principles

We are committed to helping couples embrace the joy of a loving, lasting relationship so that their marriage will be all that God purposes it to be. Therefore, we place strong emphasis on the sacred covenant that a couple makes before God. The Word of God gives us many principles for building strong marriages. Ignoring these principles will weaken the foundation and possibly cause a marriage to end in separation and/or divorce. We are committed to doing our part in building strong marriages, therefore the following guidelines have been established. Our purpose is not to condemn or judge anyone, but rather to embrace and advance God's principles and His sacred design for marriage.

Preparing for Marriage

Couples being married at Centre Street Church or by a pastor from Centre Street Church must complete our pre-marriage process which is as follows:

- Contact the Wedding Coordinator at least **six to eight months** in advance of the wedding.
- Complete the Pre-Marriage Couple's Questionnaire and a Prepare Enrich inventory.
- Attend the Pre-Marriage Workshop #1 (full day Saturday). Topics covered: The Spiritual Factor, Communication, Conflict Resolution, Intimacy
- Attend the Pre-Marriage Workshop #2 (full day Saturday). Topics covered: Finances, Personality
- Complete the pre-marriage mentoring program wherein a mentoring couple takes you through your Prepare/Enrich inventory. It is the responsibility of the couple to ensure that they cooperate with the mentoring couple (who are unpaid volunteers) in keeping appointments so that the process is completed at least **one month** prior to the marriage.
- Meet with the pastor officiating for your wedding at least **one month** prior to the wedding.

Conditions

1. One of our core values as a church is that we value people because people matter to God and need to know him. Part of knowing God is understanding the good, pleasing and perfect will of God for our lives. Concerning marriage, it is vital for you to understand what Scripture teaches regarding marriage and having a personal relationship with Christ. 2 Corinthians 6:14-18 speaks of the importance of spiritual compatibility, and this especially applies to the marriage relationship. If one person desiring to be married is a follower of Jesus Christ and the other is not then spiritual incompatibility results.

A couple seeking to establish a life-long covenant of marriage need to both be going in the same direction spiritually. If this is an issue in your relationship, you will have the opportunity to speak with a CSC pastor. He/She will discuss with you what it means to have Christ at the centre of your life and marriage and determining where your relationship is at in terms of spiritual compatibility. Our desire is to be life-giving in our dialogue and that all concerned will come to a deep understanding of the importance of having Christ at the centre of their marriage and their lives.

2. Centre Street Church pastors embrace the biblical definition of marriage based on the Word of God that clearly states that the union of marriage is between a male and a female, and therefore CSC pastors are not permitted to officiate at a wedding that contradicts this definition.
3. Divorced persons may be considered for marriage at Centre Street Church should they meet one of these biblical criteria:
 - Former spouse is deceased (Romans 7:2, 1 Corinthians 7:39)
 - Divorce occurred prior to conversion (II Corinthians 5:17)
 - Divorce occurred because of sexual unfaithfulness by spouse (Matthew 19:3-9)
 - Desertion by an unbelieving spouse (I Corinthians 7:15)
 - Former spouse initiated divorce and has remarried (Romans 7:3)

If a divorced person answers negatively in all cases, acknowledging that other extenuating circumstances caused the divorce, a meeting with a pastor(s) may be arranged (if desired by the couple or if recommended by the officiating pastor to consider their individual case).

Please note the following:

- We believe a new relationship should not be pursued until the potential of a healthy reconciliation has been exhausted and time for personal recovery has passed.
- The pre-marriage mentoring program, therefore, may not begin until at least **one year** has elapsed from the time the divorce was made legally final (Some exceptions may apply). This will be assessed on an individual basis.
- Divorced persons may be required to attend a divorce recovery program such as “Divorce Care”. *(This program is designed to help a divorced person process his/her own loss and pain. It allows them time to explore the possibility and/or wisdom of reconciliation, remarriage, or singleness).*
- Each case of divorce or remarriage may be dealt with on an individual basis from the perspective of God’s inexhaustible grace to forgive human sin and to restore broken lives, giving people a hope and a future.

Note: Individuals who have been previously married, including legally recognized common-law relationships, will be required to complete the attached form “Marriage Preparation Inventory” (Appendix A – Groom p. 26, Appendix A – Bride p. 27).

4. No pastor on the Centre Street Church staff will marry a couple if another CSC pastor has refused to

Love Can Wait Covenant

All couples, including those who have been physically intimate or who are living together, are invited to prayerfully and seriously consider entering into a covenant with each other, God and Centre Street Church to abstain from all sexual activity until their wedding day. By making such a commitment you are honoring Jesus Christ and the sanctity of marriage throughout your engagement.

Love Can Wait Covenant

We are committed to God's ways in preparing for our marriage. We agree to abstain from sexual intercourse until we share our marriage vows together. We believe it is God's will for our lives and marriage to be sanctified, to be set apart for pure and holy living.

"It is God's will that you be sanctified, that you should avoid sexual immorality; that each of you should learn to control his own body in a way that is holy and honorable...For God did not call us to be impure, but to live a holy life. Therefore, he who rejects this instruction does not reject man but God, who gives you His Holy Spirit."

1 Thessalonians 4:3-8

We also understand that God does not look at our past failures. Instead, He looks at us as broken people whom He can make anew. With His forgiveness, we can start all over again. As we ask God to forgive us through Jesus, He will see us as a completely new couple.

"If we confess our sins, He is faithful and just and will forgive us our sins and purify us from all unrighteousness."

1 John 1:9

We seek to trust God and honor Him by upholding His parameters of sexual intercourse with the context of our future marriage. We believe that with the help of God, we will be able to keep this covenant and be greatly blessed by our obedience to Him.

Signed: _____

Date: _____

Please Note:

This **Love Can Wait Covenant** will be discussed with your officiating pastor or a pastor from CSC and your mentoring couple.



centre street church

Intentionally Left Blank

Pre-Marriage Ministry Procedure Checklist

In order to ensure that your wedding rehearsal, ceremony and pastor are confirmed, this process needs to be followed by all couples getting married at Centre Street Church as well as by couples taking a CSC pastor to an off-site location

_____ Contact the CSC Wedding Coordinator by email at weddings@cschurch.ca (at least six to eight months prior to your wedding date).

_____ Complete the following forms (found in this handbook):

1. Pre-marriage Couple's Questionnaire – each of you complete one set (pp 23 - 27)
2. If applicable, also complete (p 28)
3. Love Can Wait Covenant (only if you agree) (p 5)
4. Consent forms (p 29-30)
5. Wedding Information form (p 17)

Please return within one (1) week to the CSC reception or Information Centre, Attention: CSC Wedding Coordinator, or you can scan and email the forms to weddings@cschurch.ca.

We cannot confirm your wedding date until all paperwork has been received.

_____ Attend a one on one meeting with the Wedding Coordinator and bring payment of \$200 (this is your deposit for the Pre-marriage Workshops and the Prepare & Enrich Online Questionnaire & mentoring). You will be registered for the next Pre-Marriage Workshops. Wedding coordinator will confirm the dates with you.

_____ Attend the Pre-Marriage Workshop #1 (full day)

_____ Attend the Pre-Marriage Workshop #2 (full day)

_____ Complete the Pre-marriage Mentoring Program

_____ Work with the Wedding Coordinator to plan your wedding ceremony 1-2 months before the wedding date.

_____ Meet with your confirmed, officiating pastor **after the pre-marriage mentoring is complete. It is up to you to contact your pastor to set up an appointment.** Please phone the main reception desk at 403-293-3900 for your Pastor's contact information.

PLEASE NOTE: Any changes made to your wedding ceremony, time or location, home address, phone number, or email should be brought to the attention of the Wedding Coordinator as soon as possible.

Off-Campus Weddings with a Centre Street Pastor

If a CSC pastor is officiating for you at a location other than a Centre Street Church campus, the same process applies as above. Your officiating pastor will work with a designated wedding coordinator of your choosing to help facilitate and give direction along with the pastor to the rehearsal activities and officiate at your wedding ceremony.

Wedding Coordinator Responsibilities

The Wedding Coordinator is here to assist you in making your wedding day one that will be filled with wonderful and lasting memories. In order to make this as stress-free as possible, the Wedding Coordinator will:

- Collect and process all documentation.
- Coordinate a date, time, pastor and technical operator for your wedding ceremony.
- Pastors of Centre Street Church will direct you to call the Wedding Coordinator to ensure the date and time you are requesting is available.

PLEASE NOTE: We will endeavor to accommodate your wedding date preference, but we cannot guarantee availability.

- Act as a liaison between you and the pastor.
- Assist you in planning your wedding ceremony.
- Confirm all details of your ceremony with your pastor and technical operator, and ensure proper set-up is done by our custodial staff.
- Confirm that the pre-marriage mentoring has been put in place for you and completed by you at least one month prior to your wedding.
- Work with you to accommodate your requests for your wedding ceremony within the guidelines of the church or upon approval of the officiating pastor in consultation with a CSC Lead Pastor and/or the Executive Pastor.
- Ensure you have designated a wedding coordinator to give leadership to your rehearsal and your wedding ceremony in tandem with your pastor.
- Provide a Marriage Certificate from the church.

We look forward to working with you and getting to know you better. Please have anyone assisting you in the planning of your ceremony address all questions or concerns through you to the CSC Wedding Coordinator. This will help avoid any misunderstandings regarding the church guidelines and your ceremony. Thank you and have fun planning your special day.

Wedding Coordinator

Email weddings@cschurch.ca

CSC Campus Information and Wedding Times

CSC has 5 campuses with 3 locations able to hold weddings on Saturdays.

Each location is equipped with rows of padded, interlocking chairs, a sound system with projector and screen as well as separate rooms available for the bridal party and groomsmen. Each location also has a keyboard available for use. Additional musical equipment can be discussed further based on location.

Central Campus: Located at 3900 2nd Street NE Calgary, this campus has the largest venue options, but is currently closed for an expansion project. We anticipate having a more detailed timeline in late 2023 as to when this location will re-open for external bookings including weddings.

Bridgeland Campus: 1 venue available

Wedding times: 2:00PM (12:30-3:30PM timeframe)

Parking: 2 hour street parking only

Sanctuary: This room is a stunning room with incredible wooden features

Capacity: 228 guests

Bearspaw Campus: 2 venues available

Wedding times: 9AM to 2PM within a 4 hour window between 8AM and 4PM

Parking: 127 stall parking area with 300+ in an overflow area not yet paved

Auditorium: This is the largest room at our Bearspaw campus used for our weekend services

Capacity: 650 guests

Chapel: This room is located on the upper level and has large windows with lots of natural light

Capacity: 133 guests

Notes:

Additional charges for tech and campus host for any events over 4 hours

The times listed above are inclusive of the Chapel and waiting rooms only. You may have a receiving line, visit with your guests in the atrium or take pictures outside on the church grounds prior to and after these times.

At this time, we only hold weddings on Saturdays and we are closed for all statutory holidays, i.e. Canada Day, Good Friday, Remembrance Day, Christmas Day and New Year's Day. We cannot accommodate your wedding rehearsal or ceremony on these days.

Centre Street Church Wedding Pricing Guide

Location/Package	Hours	Total Cost	Notes
1 Campus Host + 1 Tech Operator	8		Includes 4 hours for rehearsal and 4 hours for the ceremony
Bridgeland Sanctuary Seats 228	8	\$1,410.00	Includes 4 hours for rehearsal and 4 hours for the ceremony
Bearspaw Campus Prayer Chapel Seats 30	4	\$915.00	Tech Operator not required/supplied
Bearspaw Campus Chapel Seats 144	8	\$1,350.00	Includes 4 hours for rehearsal and 4 hours for the ceremony
Bearspaw Atrium	18	\$2,300.00	Seats 120 Need to remove existing furniture & bring up & set up
Bearspaw Auditorium Seats 650	8	\$1730.00	Includes 4 hours for rehearsal and 4 hours for the ceremony
Central Campus Prayer Chapel Seats 50	4	\$915.00	Tech Operator not required/supplied
Central Campus Chapel	8	\$1780.00	Seats 405 - NOTE: Currently under renovations
Pastor Honorarium Suggested		\$150.00	Paid directly to Pastor
Offsite Wedding		\$200.00	Pre-Marriage Workshops #1 & #2 and Prepare/Enrich Questionnaire

Note: These prices include the Pre-Marriage Workshops and Prepare/Enrich Questionnaire & mentoring, as well as the Campus Host.

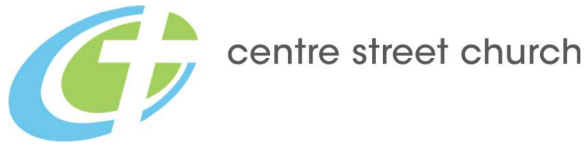
Please Note: Should your wedding be outside of Calgary city limits, extra fees for travel (ie. Flights / food / accommodation/gas mileage) for the pastor will apply. Extra fees will be determined between you and your pastor and paid directly to him/her. Gas mileage will be determined by the Wedding Coordinator and added to the amount you determine for the honorarium and paid directly to your Pastor.

Receptions

Bookings for receptions are not available.

Showers and Rehearsal Dinners

Bookings for wedding showers and rehearsal dinners are not available.



Payments

Payments for wedding fees are to be paid in two installments before the wedding day. The first payment of \$200.00 is due when you meet with the Wedding coordinator. The wedding coordinator will send an invoice 1 month prior to your wedding day with your balance owing. We accept cash, cheques (made payable to Centre Street Church), Debit, Visa, Master card, American Express, all in person in the presence of the wedding coordinator at the kiosk in the church. E-transfer is also available.

PLEASE NOTE: Prior to any payment in full, prices are subject to change without notice.

Damage Deposit and/or Additional Cleaning Costs

We require a credit card number for a damage deposit to cover any damages that may occur during your rehearsal or ceremony (i.e. damage to furniture, carpets, burn marks, etc). An inspection will be done after each wedding by our custodial staff, and any damage will be reported at that time. An estimate to determine repair and additional cleaning costs will be obtained, and you will be contacted with this information.

Rehearsal Details

Your rehearsal is a very important event. Proper planning and thought beforehand will ensure your rehearsal runs smoothly. You should leave feeling confident and excited about your wedding day.

The CSC Wedding Coordinator will encourage you to find your own wedding coordinator to work with the officiating CSC Pastor to facilitate your rehearsal giving leadership and direction to the rehearsal activities. This will prevent many potential challenges, since the couple and their Wedding Coordinator already have a clear understand of what the couple desires for their wedding. This will save both time and stress at the rehearsal.

Booking Rehearsal Times

Once you have attended an orientation and your pastor has been confirmed, you will be contacted with your rehearsal date and time. All rehearsal are booked between 5:00PM – 8:00PM and will run one (1) hour maximum in length. All rehearsals must start on time. Therefore we recommend that you inform your wedding party and other people involved in your rehearsal to arrive ½ hour earlier than scheduled. This will ensure that we begin on time.

Please have your entire wedding party present at the one-hour scheduled rehearsal. All ushers should attend as well to take direction from the Wedding Coordinator. We recommend one usher for every 50 guests (although a minimum of two ushers is standard). A great way to include close friends, relatives, etc, is to choose them as ushers.

If there are any children involved in your wedding party, please pre-assign someone who is not already involved in the wedding party to care for them during the rehearsal and during the ceremony. This will help to limit potential distractions.

Sound checks for soloists and other special music does not need to take place during the rehearsal. Please inform any musicians performing in your ceremony that full sound checks will be done with the technical operator on the day of your wedding one hour prior to the beginning of the ceremony.

PLEASE NOTE: In accordance with Alberta Vital Statistics, any member of your wedding party who is under the influence of alcohol at the rehearsal or wedding ceremony will not be permitted to participate in the wedding.

Please bring your marriage license to your rehearsal!

Please Note: You CANNOT legally sign your marriage license prior to your wedding ceremony. This is in accordance with the Marriage Act and Vital Statistics.

You can obtain your license from any Alberta Registries office. For further information and a list of requirements, please refer to the following website:

<http://www.servicealberta.ca/marriage-license.cfm>

Centre Street Church Licensed Pastors

In accordance with Vital Statistics and the Province of Alberta Marriage Act, no pastor shall solemnize a marriage except as a member of the clergy registered under this Act. Please see the list below of all CSC pastors who are registered with Vital Statistics and therefore are authorized to perform marriages. Your officiating pastor will be responsible for all legal aspects of your ceremony (Declaration of Intent, Exchange of Vows, Exchange of Rings, Signing of Marriage License and Pronouncement).

Ashwin Ramani	Community Pastor – NE Calgary Groups
Becky Timmons	Worship Pastor
Corinne Thomas	Pastor – Special Needs
Dorothy Martin	Pastor – Early Childhood
Greg Grunau	Pastor – Spiritual Development
Henry Schorr	Senior Pastor
Jacob George	Community Pastor – South Calgary & Downtown Groups
Jared Harrison	Community Pastor
Jason Erhardt	Worship Development Pastor – Central
Kent Priebe	Executive Pastor
Kevin Trick	Community Pastor – Men’s Groups
Kevin Carruthers	Pastor – South Campus
Lawrence Irwin	Pastor – Bridgeland Campus
Les Surkan	Pastor of Worship for Central and Airdrie Campus
Matthew Schorr	Pastor – Children’s Ministry & Youth
Mike Schorr	Pastor – Bearspaw Campus
Shari Scott	Pastor – Maranatha
Steve Griffin	Pastor – Compassionate Ministries
Travis Wilkins	Pastor – Airdrie Campus
Wes Gorman	Lead Pastor – Community Groups

Guest Pastors

All weddings held at Centre Street Church facilities and campuses are to be officiated by a Centre Street Church pastor licensed to perform weddings. If you would like a guest pastor to participate in your ceremony, he/she must first be approved by the CSC Pastor who oversees marriage ministries.

Guest pastors participating in a service must be recognized and sanctioned by a Christian denomination (carry a current Clergy Registration Number). He/she must agree with the Definition of Marriage as stated by Centre Street Church (see ‘Pre-Marriage Ministry and Wedding Guideline Information’ pg3). The guest pastor needs to complete and submit the form “Request Letter for Guest Pastor to Participate” which is found on the following two pages. This information is required before we can commit to having the guest pastor participate.

A Wedding Coordinator and / or CSC Host Pastor may be required to facilitate and give leadership at your rehearsal and ceremony at all CSC campuses.



centre street church

Intentionally Left Blank



Request Letter for Guest Pastor to Participate

Dear Pastor:

We have been approached by _____ and _____ who have requested that you participate in their wedding. This is an exciting time for this couple, and it is such an honor and a blessing to be able to assist and guide them on their special day. In preparation for that event, we require some information from you. Participating pastors will need to comply with and be in agreement with the teaching of Centre Street Church as it relates to the definition of marriage.

Our Mission:

To equip couples with tools to establish and build a Christ-centered, life-giving marriage based on God’s design for marriage, thereby leaving a godly legacy to future generations.

Definition of Marriage

God instituted marriage as a sacred and honorable institution (Hebrews 13:4) for the blessing of companionship (Gen 2:18) and as a continuation of the divine work of creation in the history of the human race (Gen 4:1). God intended marriage to be a monogamous, life-long union (Genesis 2:24, Exodus 20:14) between a male and a female. (Genesis 2:18, 20-25; Mark 10:7-9). Marriage is constituted first in mutual covenant and is a solemn, binding agreement entered into before God and others (Mal 2:14). God views the breaking of the covenant very seriously (11 Sam 12; Mal 2:16).

As a pastor, do you agree with the biblical position and definition of marriage as stated above?

_____ Yes _____ No *If not, please explain.*

With which denomination are you ordained, licensed and/or officially recognized by? (Recognition means that you carry a current Clergy Registration Number).

If you are currently serving as a pastor at a church, with which denomination is it affiliated?

Church telephone Number _____ Position at Church _____

Name _____ Contact information _____

Are you registered to perform marriages? _____ No _____ Yes If yes, in which province or state? _____

Your certification (registration) number: _____

Briefly describe the theological statement of beliefs to which you adhere. (If you have these in printed form, please include with your response).

NOTE: Centre Street Church is privileged to have a Wedding Coordinator who works with the couple in preparing the ceremony and facilitating and directing the rehearsal. By signing this document, I am indicating that I have been made aware that the CSC Wedding Coordinator will facilitate and give leadership to the rehearsal.

Signature: _____ Date: _____

Please return the attached as soon as possible as we are unable to commit to your participation until we receive this information. If you have any questions, please email directly..

Blessings,

CSC Wedding Coordinator
3900 - 2 Street N.E.
Calgary, Alberta T2E 9C1
weddings@cschurch.ca

CSC Pastor of Marriage Ministries

Date: _____
Comments: _____

Signature: _____



Wedding Information Form

Today's Date _____

Bride (All given Legal Names)			
Phone (Best Available):		Email:	
Address:			
City:		Postal Code:	
Groom (All given Legal Names)			
Phone (Best Available):		Email:	
Address:			
City:		Postal Code:	
CSC Pastor (1 st Choice)		CSC Pastor (2 nd Choice)	
CSC Pastor (3 rd Choice)		Name of Guest Pastor	
Wedding Date		Wedding Time	
Rehearsal Date:		Rehearsal Time:	
Location of Ceremony (If not at Centre Street Church)			



centre street church

Intentionally Left Blank

Ceremony Details

Planning Your Wedding Ceremony

Your assigned CSC Wedding Coordinator will contact you approximately four weeks prior to your wedding ceremony to plan the details. We have created a form (see back section 'Wedding Ceremony Planning Sheets') that will be used as a general guideline. Give some thought beforehand to musical selections, scripture readings, and any personalized vows that you may want to make to each other. When the details are completed, your coordinator will create a word document, which she will send to you, the officiating CSC pastor, the technical operator and custodial staff.

Decorating for Your Ceremony

Please check with CSC Wedding Coordinator to confirm when you may do your decorating. Once your ceremony is finished, all decorations must be removed immediately by your decorator. It may be possible to decorate on a Friday evening. Please check with the wedding coordinator to confirm.

Pew Bows

Absolutely no glue, coat hangers, nails, screws or wires are to be used to attach pew bows or floral arrangements to the chairs. An acceptable option would be to tie a piece of material to drape over the side of the chair or long stick pins (as long as they are removed). No tacks, tape, glue or nails are to be used on the walls.

Candles

Dripless candles only. Due to fire regulations, all candles must remain on the stage, out of harm's way and must be enclosed in hurricane shades which CSC can provide. Flames must be 1" below the top of the hurricane lamp.

Aisle candles and candelabra are not permitted.

Sound Technicians

The sound technician will be at your rehearsal and ceremony. He/She will also be given full instructions for your wedding ceremony prior to your rehearsal to ensure that everything runs smoothly. All of our sound technicians are trained and have experience at doing weddings.

Please clearly label and mark all devices that you bring to the rehearsal. They will be given to the sound technician for safekeeping. You will need to pre-assign someone to pick up your items from the sound technician after the ceremony is over.

Pictures and Video

The photos/video taken on this special day will be something you have to look back on and to show family and friends. To help ensure the best quality photos/video, please request that your photographers and/or videographers come to your rehearsal. This will give them an opportunity to check the layout and lighting of the chapel for the ceremony, and they may want to discuss lighting and sound issues with the CSC sound technician.

Musical Selections

The music you select for your ceremony will make it very special. Thought put into this area will benefit your ceremony for you and your guests. Remember, your ceremony is a form of a worship service, uniting a man and a woman to become one in the sight of God. Therefore we encourage you to choose songs that honor Christ and the sacredness of marriage. Secular songs chosen (with words) must be approved by the officiating CSC pastor prior to the wedding rehearsal. Please supply a copy of the words to the CSC Wedding Coordinator, and it will be passed along to the CSC pastor for approval.

If you are bringing in a worship band, the musicians will be responsible for supplying their own instruments, and communicating any technical requirements to the technical operators.

Throwing of Objects

No objects such as, but not limited to, rice, confetti, and birdseed are not allowed inside the church building or on the church grounds. We also ask that no real flower petals be scattered on the floor unless you provide an aisle runner. The church aisle runner may be used, but with artificial petals only. Please assign someone to pick up or sweep up the petals. If CSC custodial staff has to clean up, costs will be billed to the couple.

Pets

Pets are not permitted to be a part of your wedding ceremony. The only exception to this would be a trained and designated service dog.

Provided Items

CSC has the following items available for your use and will be happy to provide them upon request.

- Linen (round/white) for the registry table
- Hurricane Lamps (3) – 2 are 3” diameter x 10” high and 1 is 4.7” diameter x 10” high.
- Aisle runner for the BPC auditorium – Please use indoor shoes only. Any damage or cleaning costs will be billed to the couple.

We are not a wedding venue and do not supply wedding items other than the above. Please note that these items are available to couples getting married at the Bearspaw campus only.

Bridal Waiting Room

Please discuss this with the Wedding Coordinator as the room changes with needs and venue. Please be sure that all items are removed from the waiting room after the ceremony before leaving for the reception venue.

Facility Terms and Conditions

Introduction:

Centre Street Church (CSC) Biblical Purpose is to glorify God through exalting Him, edifying one another and equipping believers for effective ministry and outreach. Our vision is to be a biblically functioning community of fully devoted followers of Christ committed to accomplishing God's redemptive purposes in the world. Our mission is to introduce people to Jesus and to help them become fully devoted follower of Christ.

The church is about people. We believe God's will is accomplished through Christians working together across the city and the world as one body of Christ. Buildings give us the space to carry out our mission and a place where people can go when they are seeking help, meaning and belonging. As One Church in Many Locations, we envision each building as a hub for local kingdom work, connected to a powerful network of Christians united on a mission as one CSC family.

Policies:

1. **CSC CONTACT:** All communication from the Applicant to CSC in regards to weddings shall be directed to the Wedding Coordinator at the Central Campus at weddings@cschurch.ca.
2. **COMPLIANCE WITH REGULATIONS:** The Applicant agrees to comply with all building, fire and security regulation for the event and to comply with any rules adopted by CSC for the facility. The Applicant agrees to comply with all Alberta Health Services guidelines/restrictions that are in place at the time of the event.
3. **USEAGE BY CSC:** CSC in no way relinquishes its right to control the management of the facility and to enforce all necessary rules and regulations as may be required. CSC may use other components of the facility during the event that does not materially interfere with the usage by the Applicant.
4. **PROHIBITED ACTIVITIES IN THE FACILITY:** The facility has been designated as a non-smoking/vaping and alcohol-free building. CSC reserves the right to restrict food and beverages in certain areas of the facility. No foul language, offensive activities or social dancing are permitted in or on CSC property. Flying equipment is not authorized. Confetti and silly string are prohibited from use on site. CSC will not rent the facility to any group whose constitution or intended usage of the facility contravenes the State of Faith of CSC available online at www.cschurch.ca/central/about/who-we-are/statement as interpreted by the Board of CSC. In the case that the event, or any component thereof, is determined by CSC to contravene the Statement of Faith, CSC shall terminate the booking and return deposit/payment in full to the Applicant without any further liability to either party.
5. **OPERATION OF SOUND & VISUAL MEDIA EQUIPMENT:** Only CSC trained technicians shall be allowed to operate the sound systems in the CSC Worship Centre, BLC Sanctuary, BPC Auditorium and other areas as deemed necessary. Only CSC trained Technicians shall be allowed to set up and take down the portable Sound System / Digital Projectors / TV's and Screens in all rooms of the facility. Applicants who are using and operating these pieces of equipment shall comply in all respects with the operational guidelines provided by CSC. Only Gaff tape is to be used to secure cables to the floor of the stage.
6. **DECORATIONS:** All setup and takedown of decorations for the event shall be the sole responsibility of the Applicant. No decoration shall be fastened to the wall of the facility or otherwise affixed in such a manner that will damage the facility. Only MACTac or Command Adhesive by DM is accepted to adhere decorations to surfaces. Removal of decorations should take place immediately following the event. Use

of candles is prohibited without written approval prior to the event and fire safety plan completed and strictly adhered to.

7. **WAIVER OF LIABILITY:** CSC shall not be liable for death or injury to the Applicant or any of its officers, employees, agents, consultants, students, invitees and insurers arising out of the use of the CSC facility or occurring on the CSC facility or for the loss of damage of property of the Applicant or others by theft or otherwise, except to the extent of arising or resulting from any negligent acts or omissions of CSC, its Board, and any permitted subcontractor and/or their respective personnel and staff. The applicant acknowledges that it is their responsibility to take the necessary steps for insuring against personal injury, loss, property damage, or any other loss or damage that might be incurred at the facility during the event. It is required by CSC that the applicant has an increased awareness when minors and/or vulnerable adults are involved to ensure the safety and protection of those individuals while onsite.
8. **AUTHORIZATION FOR TREATMENT:** In the event of injury or illness, the Applicant authorizes CSC personnel, staff or designates to seek and obtain such emergency or medical service as may be deemed necessary at the time.



centre street church

Pre-Marriage Couples Questionnaire



Pre-Marriage Couple's Questionnaire

(Each individual fills out one set)

NOTE TO THE COUPLE: These questions are designed so that we can get to know you and to help us serve you as you prepare for marriage. They will be used as a guide for your pastor and/or the mentoring couple.

Full legal name: _____

Age category: 18-25 _____ 26-35 _____ 36-42 _____ 43-50 _____ 51-60 _____ 60-65 _____ 65 or older _____

Phone number: (res.) _____ (bus.) _____ (cell) _____

Email: _____ Are you a member of CSC? Yes _____ No _____

Date of wedding: _____ Venue _____

Request for Guest Pastor: _____ Denomination: _____
(Please see guideline re: Guest Pastors page 13)

Marriage

1. What strengths will you bring to the marriage?

- a)
- b)
- c)

2. What strengths will your future spouse bring to the marriage?

- a)
- b)
- c)

3. What are some of the growth areas (potential challenges) you will bring to the marriage?

- a)
- b)
- c)

4. What are some of the growth areas (potential challenges) your future spouse will bring to the marriage?

- a)
- b)
- c)



5. Which of the following do you feel could be a potential challenge in your marriage because of either personal or partner involvement?

- Divorce Pregnancy Abortion
- Cultural differences Racial differences Intellectual differences
- Early marriage Parental conflicts Sexual problems
- Physical handicap Personality differences

6. Explain items checked under question #5.

Cohabiting

1. My attitude towards living together before marriage is _____

2. My attitude towards sex before marriage _____

3. At this point in our relationship, my future spouse and I:

- have our own places, do not cohabit; do not have sexual intercourse
- cohabit (live together with no sexual intercourse)
- cohabit (have sexual intercourse)
- have children together
- have children from previous relationships

4. If asked by the Pastor/Pre-Marriage Mentor to cease sexual intercourse from now to our wedding day and while in the pre-marriage process, my reaction would be:



Faith (Spirituality/Religious Beliefs)

1. Briefly describe what form of faith was practiced in your family of origin.

2. Do you have a personal relationship with Jesus Christ as your Saviour and Lord? _____

3. Describe what this means to you? _____

4. What does it mean to have a Christ-centred Christian marriage? _____

5. My future spouse and I agree about faith in the following ways:

- a)
- b)
- c)

6. My future spouse and I disagree about faith in the following ways:

- a)
- b)
- c)

7. We have worked on our differences by _____

Re-Marriage (If applicable, please also complete (p. 26 and/or p. 27)

(Answer questions 1-5 only if you or your future spouse has been previously married or was in a legally recognized common law relationship.)

1. How long were you married or in a legally recognized common law relationship? _____

2. Are you widowed? ___ Divorced? ___ Ended a legally recognized common law relationship? _____

3. How long has it been since your divorce/end of legally recognized common law relationship? _____



4. Are there children involved on either side of the relationship (between you or from past relationships)?

5a. Have you and your former legal spouse or legally recognized common law partner reached a positive, life-giving arrangement concerning daily care and nurture for your children?

5b. Have you discussed this with your future spouse?



Appendix A

MARRIAGE PREPARATION INVENTORY

(To be completed by those who have had a legal divorce and/or have ended a legally recognized common-law relationship.)

Name: _____

Date divorce was final: _____ Date legally recognized common-law relationship ended: _____

Please give careful thought to these questions, answering them honestly and thoroughly. Our intention is not to put you through arduous steps, but to ensure that you have faced issues that could negatively impact other relationships. Your answers will be addressed as part of the mentoring process.

Problems in Past Relationships and Attempts at Resolution

1. Who filed for divorce and on what grounds? (Or, who ended the legally recognized common-law relationship, and why?)

Is your former legal spouse or legally recognized common-law partner remarried? _____

2. What steps have you taken to work through the pain of your divorce or legally recognized common-law relationship? How long has this taken?

3. On what biblical grounds do you believe you are free to remarry?



centre street church

Pre-Marriage Couples Questionnaire



Pre-Marriage Couple's Questionnaire

(Each individual fills out one set)

NOTE TO THE COUPLE: These questions are designed so that we can get to know you and to help us serve you as you prepare for marriage. They will be used as a guide for your pastor and/or the mentoring couple.

Full legal name: _____

Age category: 18-25 _____ 26-35 _____ 36-42 _____ 43-50 _____ 51-60 _____ 60-65 _____ 65 or older _____

Phone number: (res.) _____ (bus.) _____ (cell) _____

Email: _____ Are you a member of CSC? Yes _____ No _____

Date of wedding: _____ Venue _____

Request for Guest Pastor: _____ Denomination: _____
(Please see guideline re Guest Pastors page 13)

Marriage

1. What strengths will you bring to the marriage?

- a)
- b)
- c)

2. What strengths will your future spouse bring to the marriage?

- a)
- b)
- c)

3. What are some of the growth areas (potential challenges) you will bring to the marriage?

- a)
- b)
- c)

4. What are some of the growth areas (potential challenges) your future spouse will bring to the marriage?

- a)
- b)
- c)



5. Which of the following do you feel could be a potential challenge in your marriage because of either personal or partner involvement?

- Divorce Pregnancy Abortion
- Cultural differences Racial differences Intellectual differences
- Early marriage Parental conflicts Sexual problems
- Physical handicap Personality differences

6. Explain items checked under question #5.

Cohabiting

1. My attitude towards living together before marriage is _____

2. My attitude towards sex before marriage _____

3 At this point in our relationship, my future spouse and I:

- have our own places, do not cohabit; do not have sexual intercourse
- cohabit (live together with no sexual intercourse)
- cohabit (have sexual intercourse)
- have children together
- have children from previous relationships

4. If asked by the Pastor/Pre-Marriage Mentor to cease sexual intercourse from now to our wedding day and while in the pre-marriage process, my reaction would be:



Faith (Spirituality/Religious Beliefs)

1. Briefly describe what form of faith was practiced in your family of origin.

2. Do you have a personal relationship with Jesus Christ as your Saviour and Lord? _____

3. Describe what this means to you? _____

4. What does it mean to have a Christ-centred Christian marriage? _____

5. My future spouse and I agree about faith in the following ways:

- a)
- b)
- c)

6. My future spouse and I disagree about faith in the following ways:

- a)
- b)
- c)

7. We have worked on our differences by _____

Re-Marriage (If applicable, please also complete (p. 26 and/or p. 27)

(Answer questions 1-5 only if you or your future spouse has been previously married or was in a legally recognized common law relationship.)

1. How long were you married or in a legally recognized common law relationship? _____

2. Are you widowed? ___ Divorced? ___ Ended a legally recognized common law relationship? _____

3. How long has it been since your divorce/end of legally recognized common law relationship? _____



4. Are there children involved on either side of the relationship (between you or from past relationships)?

5a. Have you and your former legal spouse or legally recognized common law partner reached a positive, life-giving arrangement concerning daily care and nurture for your children?

5b. Have you discussed this with your future spouse?



Appendix A

MARRIAGE PREPARATION INVENTORY

(To be completed by those who have had a legal divorce and/or have ended a legally recognized common-law relationship.)

Name: _____

Date divorce was final: _____ Date legally recognized common-law relationship ended: _____

Please give careful thought to these questions, answering them honestly and thoroughly. Our intention is not to put you through arduous steps, but to ensure that you have faced issues that could negatively impact other relationships. Your answers will be addressed as part of the mentoring process.

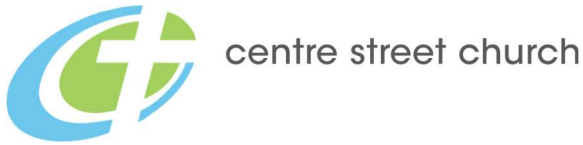
Problems in Past Relationships and Attempts at Resolution

4. Who filed for divorce and on what grounds? (Or, who ended the legally recognized common-law relationship, and why?)

Is your former legal spouse or legally recognized common-law partner remarried? _____

5. What steps have you taken to work through the pain of your divorce or legally recognized common-law relationship? How long has this taken?

6. On what biblical grounds do you believe you are free to remarry?



Consent Form – Prepare / Enrich

As part of our Centre Street Church program for couples preparing to be married, couples are provided with a pre-marriage mentoring couple, when available. The mentoring couple serves and acts as an extension of the pastor officiating at your wedding and desires to help you establish key foundational principles upon which to grow your marriage relationship

Upon completion of the Prepare/Enrich inventory, the mentoring couple on behalf of the officiating pastor, will spend a minimum of three interactive sessions with you personally discussing the inventory. This provides an opportunity to examine issues and dialogue about several areas that influence the growth and health of a marriage.

Once the mentoring couple has completed going through the Prepare/Enrich inventory with you, they will provide a summary to your officiating pastor. Therefore, we would ask that you sign the bottom of this form giving permission for the mentoring couple to discuss any concerns or questions that may arise with the officiating Pastor.

We give our permission for Centre Street Church to provide our mentoring couple and the officiating pastor a copy of our Pre-Marriage Couple's Questionnaire and the Prepare Enrich Inventory, and for our mentoring couple to share with the officiating pastor information relating to our Prepare Enrich and subsequent mentoring sessions.

Groom's Name (please print)

Bride's Name (please print)

Groom's Signature

Bride's Signature

Mentoring Couple

Mentoring Couple

Date

Consent Form – Counselling

RE: _____ and _____
(Bride's Name) (Groom's Name)

As part of our Centre Street Church Pre-Marriage Program, each couple must complete the guidelines as approved by CSC. Exceptions may be permitted, for example, when a wedding is scheduled to occur between pre-marriage seminars. In these cases, couples are required to take a minimum of three counseling sessions, at their expense, with a counselor recognized and approved by CSC. Such exceptions **much have prior approval by the CSC pastor of Marriage Ministries in consultation with the Wedding Coordinator**. The counselor serves and acts as an extension of the pastor officiating at your wedding. The purpose is to help you establish key foundational principles upon which to grow your marriage.

The counselor may ask you to complete a Prepare Enrich and/or other inventories of his/her choice. Following this, the counselor will spend a minimum of three interactive sessions with you personally discussing the inventory. This provides an opportunity to examine issues and dialogue about several areas that influence the growth and health of a marriage.

Once the designated counselor has completed the pre-marriage process with you, he/she will provide a summary to the CSC officiating pastor. Therefore, we would ask that you sign the bottom of this form.

We give our permission for the counselor recommended to us on behalf of Centre Street Church to share information relating to our pre-marriage counseling with the officiating pastor and the CSC Wedding Coordinator.

Groom's Signature

Bride's Signature

Name of Designated Counselor

Date: _____

Please Note: Upon completion of the initial three counseling sessions, please direct your report to:

CSC Wedding Coordinator
Centre Street Church
Calgary AB T2E 9C1
wedding@cschurch.ca

Wedding Ceremony Planning Sheets

Groom's full name: _____

Bride's full name: _____

Wedding date and time: _____

Rehearsal date and time: _____

Officiating pastor: _____

Order of Ceremony	Item	Additional Comments
<p>(indicate by n/a, 1st, 2nd, 3rd, etc.)</p>	<p>A. LIGHTING OF CANDLES</p> <p>1. Do you have candles to light? Unity candle _____ Candelabras _____ Other _____</p> <p>2. If so, who is lighting them? Ushers / Mothers / Candle lighters / Pre-lit by Coordinator / Other (circle one or two)</p> <p>3. Will you have music for this? ____ Yes ____ No</p> <ul style="list-style-type: none"> <input type="radio"/> Piano and/or organ <input type="radio"/> CD (please indicate song) _____ <input type="radio"/> Vocals (who will be singing) _____ <input type="radio"/> Musicians (instruments to be played) _____ <input type="radio"/> Other (please specify) _____ 	
	<p>B. SEATING OF MOTHERS/PARENTS/GRANDPARENTS</p> <p>Will there be special seating arrangements ____ Yes ____ No</p> <p>1. Who will be escorting the bride's parents? _____</p> <p>2. Who will be escorting the groom's parents? _____</p> <p>3. Who will be escorting the grandparents? _____</p>	

Order of Ceremony	Item	Additional Comments
	<p>4. Will there be special music? _____ Yes _____ No</p> <ul style="list-style-type: none"> ○ Piano and/or organ ○ CD (please indicate song) _____ ○ Vocals (who will be singing) _____ ○ Musicians (instruments to be played) _____ ○ Other (please specify) _____ 	
	<p>C. ENTRANCE OF PASTOR/GROOM/GROOMSMEN</p> <p>1. Who are your groomsmen? _____</p> <p>2. How do you want the pastor, groom and groomsmen to walk into the Chapel? Centre aisle _____ Side aisle _____</p> <p>3. Will there be special music? _____ Yes _____ No</p> <ul style="list-style-type: none"> ○ Piano and/or organ ○ CD (please indicate song) _____ ○ Vocals (who will be singing) _____ ○ Musicians (instruments to be played) _____ ○ Other (please specify) _____ 	
	<p>D. PROCESSIONAL</p> <p>1. Who are your bridesmaids? _____</p> <p>2. How would you like your groomsmen to stand and bridesmaids to enter the Chapel?</p> <ul style="list-style-type: none"> ○ Groomsmen and bridesmaids enter separately and go directly to places on stage. ○ Groomsmen stand at front of the Chapel. Bridesmaids walk down center aisle and are met at front row by the groomsmen, who escort ladies to their places. ○ The groomsmen and bridesmaids enter together. ○ Other (please write details in additional comments) <p>3. Will you have a flower girl or ring bearer, and, if so, what are their names? _____</p>	

Order of Ceremony	Item	Additional Comments
	<p>4. Would you like the flower girl and/or ring bearer to:</p> <ul style="list-style-type: none"> <input type="radio"/> Sit on the platform <input type="radio"/> Stand on the platform <input type="radio"/> Go directly to the pew and sit during the ceremony <p>NOTE: If they are under the age of 8, we recommend they be seated in the front row with a parent or grandparent (someone who can take them out if needed).</p> <p>5. Will there be special music? _____ Yes _____ No</p> <ul style="list-style-type: none"> <input type="radio"/> Piano and/or organ <input type="radio"/> CD (please indicate song) _____ <input type="radio"/> Vocals (who will be singing) _____ <input type="radio"/> Musicians (instruments to be played) _____ <input type="radio"/> Other (please specify) _____ 	
	<p>E. ENTRANCE OF THE BRIDE</p> <p>1. Will there be a change in music? ____ Yes ____ No</p> <p>2. What type of music will be played during the entrance?</p> <ul style="list-style-type: none"> <input type="radio"/> Piano and/or organ <input type="radio"/> CD (please indicate song) _____ <input type="radio"/> Vocals (who will be singing) _____ <input type="radio"/> Musicians (instruments to be played) _____ <input type="radio"/> Other (please specify) _____ <p>3. Song title: _____</p> <p>4. Will someone escort you down the aisle, and, if so, who? _____</p>	
	<p>F. GIVING OF THE BRIDE</p> <p>1. Will there be a "Giving of the Bride"? _____ Yes _____ No</p> <p>2. Which one of the following would you like the pastor to use?</p> <ul style="list-style-type: none"> <input type="radio"/> Ask the bride's dad/other: "Who presents this woman...?" He replies: "I do" / "Her mother and I do" / "We, her family, do" (circle one) <input type="radio"/> Mom stands to join bride and dad. "Who presents this woman...?" Both parents reply together: "We do" / "We, her parents, do" / "We, her family, do" (circle one) <input type="radio"/> Ask both sets of parents: "Who gives their blessing for this couple to be wed?" Both sets reply: "We do" 	

Order of Ceremony	Item	Additional Comments
	<ul style="list-style-type: none"> ○ The pastor addresses each set of parents individually. "Who presents John Smith to wed?" Grooms parents reply. Then: "Who presents Jane Doe to be wed?" Bride's parents reply: "We, his/her parents do" / "We, his/her family, do" (circle one reply for both sets of parents) ○ Other (please explain in additional comments) <p>3. At this point your pastor will lead you up to your places on stage.</p>	
	<p>G. OPENING REMARKS/PRAYER</p> <p>1. Name: _____</p>	
	<p>H. SPECIAL MUSIC</p> <p>1. Will you have special music at some point in your ceremony? _____ Yes _____ No</p> <ul style="list-style-type: none"> ○ Piano and/or organ ○ CD (please indicate song) _____ ○ Vocals (who will be singing) _____ ○ Musicians (instruments to be played) _____ ○ Other (please specify) _____ <p>2. Song title(s)? _____</p> <p>3. Would you like a time for praise and worship? _____ Yes _____ No</p> <p>If yes, who will be leading and what instruments will be played? _____</p> <p>4. PowerPoint for the lyrics? _____ Yes _____ No</p> <p>NOTE: It will be up to you to provide the PowerPoint.</p>	
	<p>J. SCRIPTURE READING</p> <p>1. Do you have a special scripture that you would like read? _____ Yes _____ No</p> <p>Who will be reading the scripture? _____</p> <p>NOTE: The scripture can be coordinated with the pastor to tie into his/her devotional. Please discuss this with him/her directly.</p>	

Order of Ceremony	Item	Additional Comments
	<p>I. PASTOR'S DEVOTIONAL</p> <p>1. The pastor will take 8 - 10 minutes to share a few words of encouragement/wisdom to you, the couple, and to your guests concerning relationships, marriage, etc. Please discuss with your pastor what he/she will be speaking about. Inform him/her of anything specific you would like mentioned, or special circumstances you would like him/her to consider (i.e. outreach focus).</p>	
	<p>J. DECLARATION OF INTENT</p> <p>1. The pastor will ask you to declare why you are here today by asking you a question and then having you respond by saying "I will". He/She will ask each of you individually.</p>	
	<p>K. EXCHANGE OF VOWS</p> <p>1. The pastor will ask you to face one another and join hands. Bride passes bouquet to Maid/Matron of Honor. Please indicate which type you will be using (traditional or personal or both).</p> <p>NOTE: Vow samples are available upon request.</p>	
	<p>L. EXCHANGE OF RINGS</p> <p>1. The pastor will ask for the rings.</p> <p>2. Who will be holding them? Ring Bearer / Best Man / Maid of Honor / Other (circle)</p>	
	<p>M. PRAYER OF DEDICATION</p> <p>1. Pastor will say a prayer of dedication and blessing over you.</p>	
	<p>N. PRONOUNCEMENT OF MARRIAGE</p> <p>1. Pronouncement of husband and wife. They kiss.</p>	
	<p>O. UNITY CEREMONY</p> <p>1. Are you having a Unity Ceremony? _____ Yes _____ No</p> <p>2. If yes, what type? (candle, sand, cord, etc.) Ask your Wedding Coordinator for ideas.</p> <p>3. Do you want special music at this time? If so:</p> <ul style="list-style-type: none"> ○ Piano and/or organ ○ CD (please indicate song) _____ ○ Vocals (who will be singing) _____ ○ Musicians (instruments to be played) _____ ○ Other (please specify) _____ 	

Order of Ceremony	Item	Additional Comments
	<p>P. COMMUNION</p> <p>NOTE: You will need to provide communion supplies. Suggestion: Use <u>white</u> grape juice instead of red.</p> <p>1. Are you having communion between the pastor and you, the couple? _____ Yes _____ No</p> <p>2. Do you want special music at this time? If so:</p> <ul style="list-style-type: none"> ○ Piano and/or organ ○ CD (please indicate song) _____ ○ Vocals (who will be singing) _____ ○ Musicians (instruments to be played) _____ ○ Other (please specify) _____ 	
	<p>Q. SIGNING OF THE REGISTRY</p> <p>1. Pastor will lead couple to the signing of the registry table.</p> <p>2. Groomsmen move across the stage to join bridesmaids. If witnessing for you, Best Man will escort the Maid/Matron of Honor to join you at the signing table. Pastor will lead you and your witnesses through the signing. Once finished Best Man and Maid/Matron of Honor will move to stand beside Unity table. Bbridal couple, will remain at registry table until the music is finished. When music finishes, Pastor will lead you back to centre stage, facing guests.</p> <p>3. Will you have special music? If so:</p> <ul style="list-style-type: none"> ○ Piano and/or organ ○ CD (please indicate song) _____ ○ Vocals (who will be singing) _____ ○ Musicians (instruments to be played) _____ ○ Other (please specify) _____ 	
	<p>R. CLOSING REMARKS / BENEDICTION</p> <p>1. The pastor will make any announcements you want him/her to make. Please list:</p> <p>_____</p> <p>_____</p> <p>_____</p> <p>_____</p> <p>_____</p> <p>_____</p> <p>_____</p> <p>_____</p> <p>_____</p> <p>_____</p> <p>2. Pastor will pronounce the benediction.</p>	

Order of Ceremony	Item	Additional Comments
	<p>S. INTRODUCTION OF THE COUPLE</p> <p>1. How would you like the pastor to introduce you as a couple for the first time?</p> <ul style="list-style-type: none"> <input type="radio"/> Mr. & Mrs. John and Jane Doe <input type="radio"/> Mr. & Mrs. John Doe <input type="radio"/> Mr. & Mrs. Doe <input type="radio"/> John and Jane Doe <input type="radio"/> John and Jane 	
	<p>T. RECESSIONAL</p> <p>1. What type of music?</p> <ul style="list-style-type: none"> <input type="radio"/> Piano and/or organ <input type="radio"/> CD (please indicate song) _____ <input type="radio"/> Vocals (who will be singing) _____ <input type="radio"/> Musicians (instruments to be played) _____ <input type="radio"/> Other (please specify) _____ <p>2. Order of exit:</p> <ul style="list-style-type: none"> <input type="radio"/> Bride and groom <input type="radio"/> Best man and Maid/Matron of Honor <input type="radio"/> Groomsmen and bridesmaids <input type="radio"/> Pastor will direct family to exit and he/she will follow <input type="radio"/> Notes/Other: <p>_____</p> <p>_____</p> <p>_____</p> <p>_____</p> <p>_____</p> <p>_____</p> <p>_____</p> <p>_____</p> <p>_____</p> <p>_____</p>	

Order of Ceremony	Item	Additional Comments
	<p>U. REQUIREMENTS</p> <p>1. Tables (Round)</p> <ul style="list-style-type: none"> ○ Signing of the Registry table ○ Guest Book table? How many chairs? _____ <p>2. Tablecloths (Round/ White)</p> <ul style="list-style-type: none"> ○ Signing of Registry table 	
	<p>V. DECORATIONS</p> <p>Will you be doing any decorating for your ceremony? If so, please specify:</p> <p>_____</p> <p>_____</p> <p>_____</p> <p>_____</p> <p>_____</p> <p>_____</p> <p>What is your preferred time of set-up? NOTE: This will need to be confirmed by the CSC Wedding Coordinator.</p> <p>_____</p> <p>Estimated time for flower arrival? _____</p> <p>Name of designated clean-up person: _____</p>	
	<p>W. EMAIL ROUGH DRAFT TO:</p>	
	<p>X. ADDITIONAL INFO / SPECIAL REQUESTS:</p> <p>_____</p> <p>_____</p> <p>_____</p> <p>_____</p> <p>_____</p> <p>_____</p> <p>_____</p> <p>_____</p> <p>_____</p>	